

# 7 SIDE HUSTLES YOU CAN START WITH **ZERO CASH**



**Keith Everett**

## Disclaimer:

*The publisher and the author make no guarantees concerning the level of success you may experience by following the advice and [strategies](#) contained in this book, and you accept the risk that results will differ for each individual. The testimonials and examples provided in this book show exceptional results, which may not apply to the average reader, and are not intended to represent or guarantee that you will achieve the same or similar results.*

## Introduction

Welcome to " 7 Side Hustles You Can Start With Zero Cash"

There is something in here for everyone. Maybe you are working full time and you just want to make some extra cash in your spare time. Maybe you are a Mum, at home and looking to make a part time or even a full time income.

One thing I do know is that if you don't start, nothing happens. Take a good look at all 7 ideas in this report and pick one to start. Focus on one for now.

Not everything included in this report will work for you. Pick a Business or a Side Hustle that resonates with you and you can comfortably see yourself doing.

As with any money making venture, it tends to be hard at first, but I will add - most ways to make money are SIMPLE. It's only human beings that tend to overcomplicate things.

So, what is required from you? - Decide you want to be Successful. Work is definitely required and if it doesn't succeed at first, keep going until it does. All of these 7 Side Hustles are working out there for someone.

**Here's one of my favourite Quotes and it is very appropriate for doing a Side Hustle..**



***OK, let's get started..***

In the next few pages you are going to get some great ideas on how to make money in your spare time. Maybe you are currently out of work, maybe looking for a job, perhaps you lost yours in the Corona Pandemic, again, this is for you.

Money buys choice and choice means freedom. Build as many side hustles as you want, most of these will only take a few hours a week, but remember: Focus: **START WITH ONE**, get good at that before adding another.

Before we start, I have a private Facebook Group where I will be listing some of the best side hustles out there and also giving away copies of my up and coming books on Amazon (Digitally) in exchange for an honest review. The Group is called **The Inspired Money Group** - come and experience some real cool stuff - [Join Here](#)

## **Table of Contents**

Side Hustle 1. Product Reviews

Side Hustle 2. Fiverr Arbitrage

Side Hustle 3. House Cleaning/Ironing

Side Hustle 4. Dog Walking

Side Hustle 5. eBay No Capital Start Up

Side Hustle 6. TaskRabbit

Side Hustle 7. Get Paid To Test Apps & Websites

=====

### **Side Hustle 1 - Product Reviews**

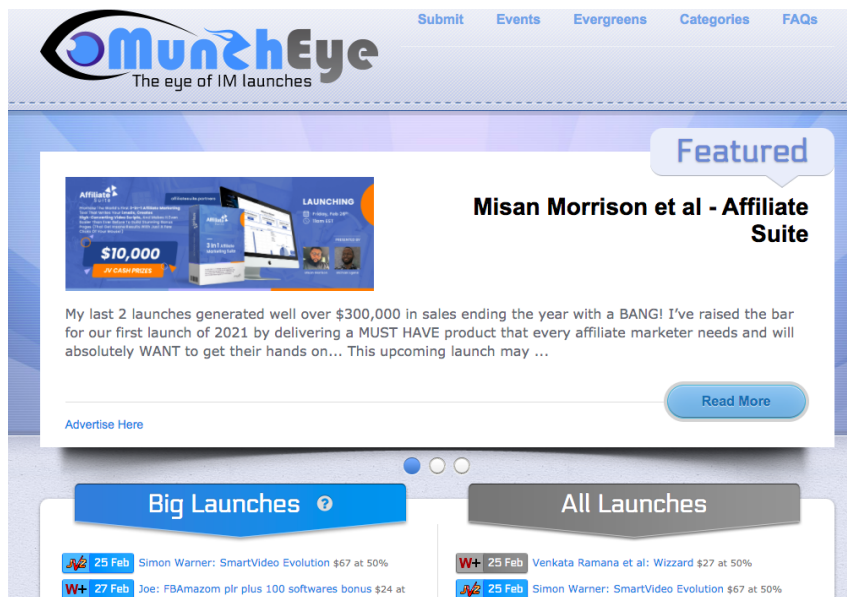
=====

The best way to do this is to create free videos of other people's products and add an affiliate link under the video.

You can create your videos using a free screencast software called [Screencast O Matic](#) . This free software records your computer screen. Don't worry, you won't have to appear in any of the videos you do.

## Here's what I do

I go on to [Muncheye.com](#) and I look for upcoming digital product promotions that I like.

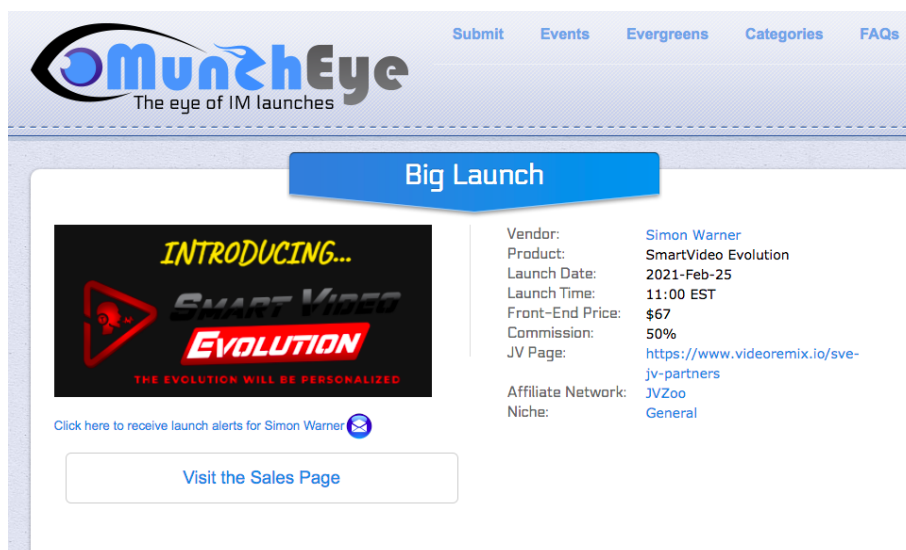


I then click on the promotion I'm going to promote and this will give me the launch page.

Let's say for example, under the heading "Big Launches" in the illustration above I click on the first

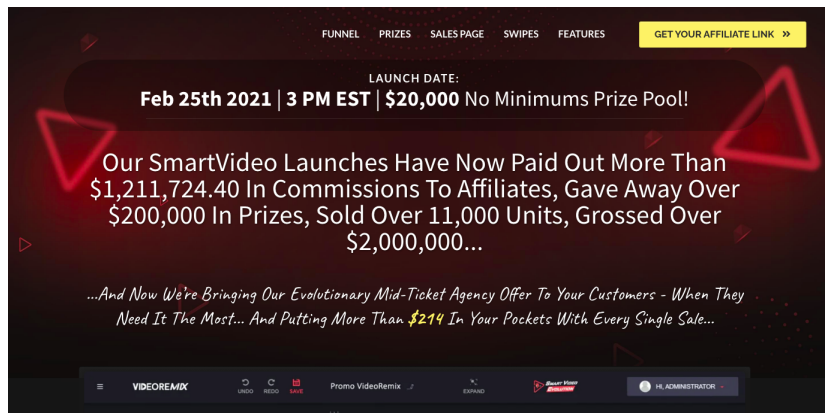
example 25th Feb Simon Warner.

It gives me the vendor, commission paid etc.



I then click on the link for the JV page. It takes me here:

This tells you when the launch is, how to get your affiliate link and also how to contact the vendor.



I then simply contact the vendor and ask for a free review copy of the product so I can review it, adding my affiliate link under the video I create.

Do they all say yes, NO?. if they say No, simply move on to the next promotion. As you do more of these review videos, vendors will get to know you better and more of them will say yes to you.

Before you ask for review copies, make sure you sign up to these digital platforms so you can start promoting their products.

[JVZoo](#)   [Warrior Plus](#)   [Clickbank](#)

There are other digital Affiliate platforms but these will do for now. Sign up for these and get started.

Step 1. Go to Muncheye and choose an offer to promote

Step 2. Contact the vendor of the offer and ask for a review copy

Step 3. Use your Screencast O Matic software to record the screen, talk viewers through a short review of the product. Here is a [video tutorial](#) on how to use it.

Step 4 Post your video on YouTube. Share your videos on Social Media (don't spam people), create an Affiliate marketing group on Facebook for free, invite your Facebook friends, show your review videos but also add value to the group by giving tips on Affiliate marketing etc.

And that's it. I have used this side hustle in the past to bring in excess of \$1500 a month (See Disclaimer above) - Business will be slow at first, it takes time to get known and to build up your review channel on YouTube.

You can end up doing 2 to 3 video promotions a week and bringing in several hundred dollars a week, all with no cost to you, (see disclaimer above) - it takes time, build it up and who knows where you can go with this.

=====

## **Side Hustle 2 - Fiverr Arbitrage**

=====

This is probably one of the easiest side hustles you can do. There are no skills required to do this at all.

Step1. Open a free account at [Fiverr.com](https://www.fiverr.com) and [Upwork.com](https://www.upwork.com)

Step 2. Decide which service you are going to advertise on Upwork (no fees apply). I would start with something simple like Book cover design.

There are thousands of would-be authors out there looking for book cover design. Some companies charge upwards of \$25 - \$50 per hour for this service. Other companies charge \$100 or more for the same service.

However, on Upwork, people tend to charge per hour. Let's assume you are going to charge between \$20 and \$35 an hour for this work to start

Step 3. Advertise your service on Upwork- [these people are doing exactly this](#)

Step 4. Choose a designer on Fiverr.com to do the design. One of my favourite Book cover designers on Fiverr is Kristi, she has been doing 2d and 3d Book covers for me for years and her prices start at round \$5.

[Check her out here](#)

As you can see, you really can make some good profits here. Sellers on Upwork tend to charge more for their work than the people on Fiverr charge.

The quality of work can be about the same, people on Fiverr tend to charge less as Fiverr runs to a fixed price and many of the talented designers on Fiverr can afford to charge less as the average wage in some countries is a lot less.

Step 5. Choose a designer on Fiverr who allows for unlimited revisions included in the price. This way if your customer on Upwork doesn't like the first draft of the work, you simply ask the Fiverr seller to revise it.

Although you will have to pay up front the \$5 cost to get the work started on Fiverr, there is no actual cost to you if you use a credit card, your \$5 is covered by your buyer's payment held in escrow on Upwork.

Start with Book covers and once you have a nice little side hustle going with this, move on to other services such as Wordpress design, Facebook cover design etc. The amount of services you can add are limitless and you



don't have to design or create anything at all. You are just the Middle Person.

=====

### **Side Hustle 3. House Cleaning/Ironing**

=====

This is a very simple side hustle that can very quickly get you a lot of paying clients each giving you around £12-£16 (\$16-\$22) an hour.

Most people have an Iron in their house and most of your clients will have a vacuum cleaner you can use. You can advertise via leaflets you create on your computer, knocking on doors or creating a local group on Facebook to advertise in.

Do a good job once and people will want you to turn up every week, you can very quickly build up many clients doing this and certainly could be turned into a full time business over time.

You will be offering a very personal service, something that a lot of the professional house cleaners can't provide because of their size. People are very fussy about who they invite into their house, your friendly approach and good work ethics will ensure you are invited back time and time again.

You will need liability insurance if you are going into people's homes and making money, however, you don't need to make your first premium payment until you've got your first job, therefore you won't be out of pocket.

=====

## **Side Hustle 4. - Dog Walking**

=====

There are lots of people out there who own dogs but are strapped for time to walk them. Dog walking has become increasingly popular over the last few years.

You might want to start your Side Hustle with walking just one dog. Dog owners pay between £10 & £15 per walk in the UK and \$20 - \$30 per walk in the USA (Rates vary).

If you love dogs this is an ideal side hustle. All dogs need walking every day, therefore you may have a customer for many years. You can get customers by creating leaflets on your computer and putting them through doors or creating leaflets, pinning them to supermarket pin boards for free or just plain old knocking on people's doors.

You could also start a local dog owners group on Facebook to advertise for free. One very cheeky method used for getting clients is to approach dog owners in the park and ask them if they need a dog walker.

I will add - a Dog is a valued family member. You will need to provide proper identification including proof of address to increase trust to the Dog owner.

Once you get your Dog Walking service going and bringing in a regular income you can then get a [website created like this](#)

=====

## **Side Hustle 5. eBay No Capital Start Up**

=====

**eBay No Capital Startup Business - This netted me £800 (\$1100) a week for three years.**

Sometimes, when I talk about this business I find it hard to realise what a GIFT eBay really is. This is my own personal story.



Back in 2003 it was coming to the end of the year and I was experiencing so much grief in my job that I decided to quit. This was a pretty dumb decision but I

was determined to make a go of working online.

I had Zero experience of selling on eBay or in fact anywhere online.

I had very little money, in fact one thing I did have was a big mortgage and some credit card debts.

Nonetheless, I was determined to be good at selling online. So, I looked around the house to find things to sell. I had accumulated a large collection of personal development books over the years, I was very reluctant to sell them as it had taken me years to collect them.

I boxed all my books up, listed the whole collection on eBay and waited..

BOOM!!.. I sold the whole lot for £250 plus shipping.

This is what I did next..

I looked around on eBay to see what was selling and my mind was BUZZING!. I decided to go into the Diet Pill business. Diet pills were selling well, it was January or 2004 so I guessed that people were obviously trying to lose weight after Christmas and there were lots of people looking for the “easy way” to lose weight.

Now, don't judge me here, I'm not saying this is the best way to lose weight but obviously some people do, and when you have a hungry crowd, you need to feed them (forgive the pun).

I scoured eBay for the diet pill sellers, clicked on their ads and managed to find a popular brand. I then googled the brand, found the manufacturer and contacted them via their website.

I then went ahead and ordered two cases of diet pills for £250. The money I had raised from selling my books.

A week later they arrived from the USA, UPS delivered them. I opened the two cases and started listing them on eBay. I used the actual images on the manufacturers website and created several listings.

This was in January of 2004. By April of 2004 I received a certificate from eBay telling me that I was now a Gold Powerseller. At the time (2004) to be a gold powerseller you had to sell either a 100 items in a month or £6000 (\$8350) in sales per month. Today, this has changed.

I started to calculate my profit and it amounted to approximately £800 (\$1100) a week. All this from just selling my book collection for £250 and reinvesting it in stock.

Over the next three years I added other related products to my business. I would do deals like Buy 5 bottles get 1 free, this increased sales.. People just loved the products. I had very few refund requests and if I did, I handled them very quickly and respectfully.

So, you see. You don't necessarily have to have money to get started. Sell what you have lying around the house initially, then use that money to create seed capital to start your business.

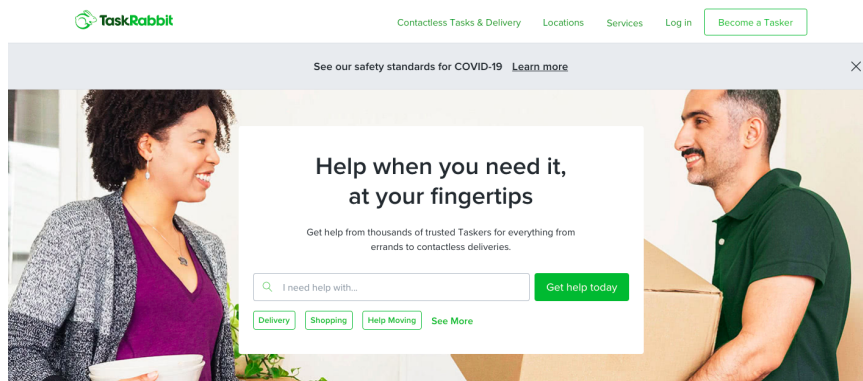
Good Luck..

=====

## Side Hustle 6. TaskRabbit

=====

Become a Tasker. TaskRabbit is currently available in the USA, UK, France, Germany and Canada.



Tasking at TaskRabbit couldn't be easier. You sign up to TaskRabbit

listing the type of tasks you would like to do. **What sort of tasks are there available and how much can I earn?**

The average hourly rate for Tasking is approx \$15 - \$36 and hour (£10 - £25). Tasks can include:

1. Helping people to move home
2. Assembling IKEA furniture
3. Disinfecting a person's home
4. Shopping
5. Picking up Prescriptions
6. House Painting
7. Car Washing
8. AirBNB Cleaning - Hosting

The list goes on and on. There are tasks for everyone. Join now for free at:

[TaskRabbit.com](http://TaskRabbit.com) (USA) & [TaskRabbit.co.uk](http://TaskRabbit.co.uk) (UK)

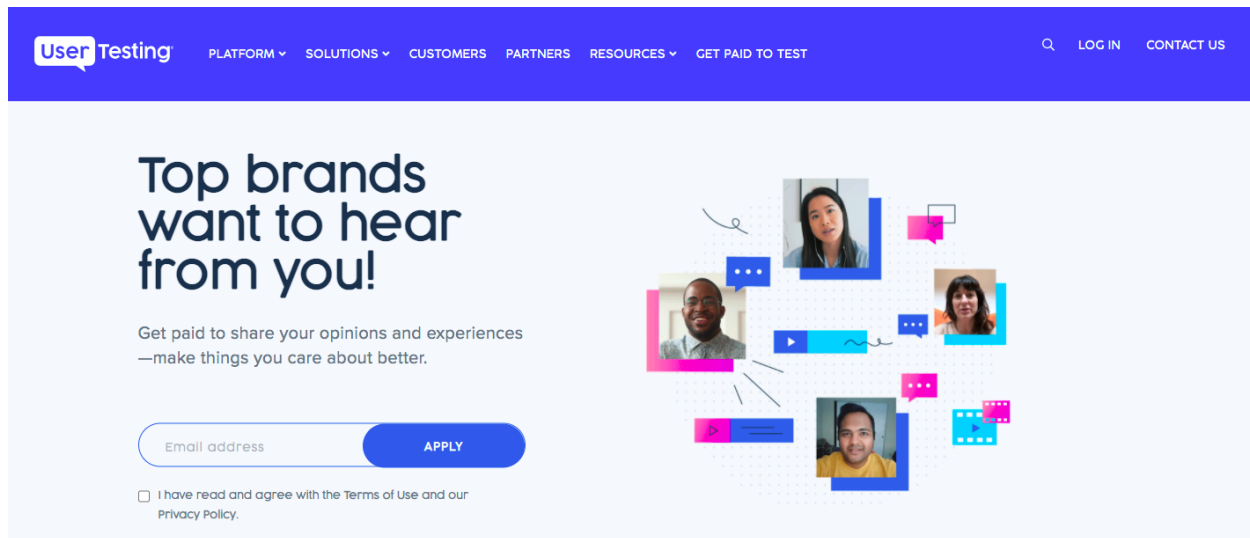
[TaskRabbit.de](http://TaskRabbit.de) (Germany) [TaskRabbit.fr](http://TaskRabbit.fr) (France)

[TaskRabbit.ca](http://TaskRabbit.ca) (Canada) For all other countries type Taskrabbit and your country into Google.

[TaskRabbit Review](#)

## Side Hustle 7. Get Paid To Test Apps & Websites

How does getting paid \$10 (£7) for 10 -20 minutes work sound?. I know, it sounds crazy but it's true. Companies happily pay for you to test out their apps and websites. [Apply Here](#)

The image shows the top portion of the UserTesting website. The header is a solid blue bar with the 'UserTesting' logo on the left and navigation links (PLATFORM, SOLUTIONS, CUSTOMERS, PARTNERS, RESOURCES, GET PAID TO TEST) in the center. On the right side of the header are search, login, and contact links. Below the header, the main content area has a light blue background. On the left, the text 'Top brands want to hear from you!' is prominently displayed, followed by a sub-headline 'Get paid to share your opinions and experiences —make things you care about better.' Below this is a form with an 'Email address' input field and a blue 'APPLY' button. At the bottom left of the form area is a checkbox for terms and conditions. On the right side of the main content area is a graphic featuring four circular profile pictures of diverse individuals, connected by colorful lines and speech bubbles, suggesting a community or network.

I hope this report has given you some great ideas to earn money on the side. If you want more ideas, don't forget to join our private Facebook Group [Inspired To Make Money](#)

For more ideas to make money, [check out my blog here](#)